

# WM342

Wall-Mount Chassis for MicroATX




## KEY FEATURES



### Wall Mount Chassis

Wallmount Chassis for MicroATX MB



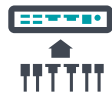
### Diverse Storage Support

Up to 2 x 2.5" or 1 x 3.5" SATA drive bays



### Expansion Available

Supports up to 2 expansion slots



### Rich I/O Expansion


Optional reserved I/O opening for  
2x USB and 3x DB9 ports




### Compact Design for DC-in IPC System

Optimized chassis design with FlexATX PSU

## PANEL

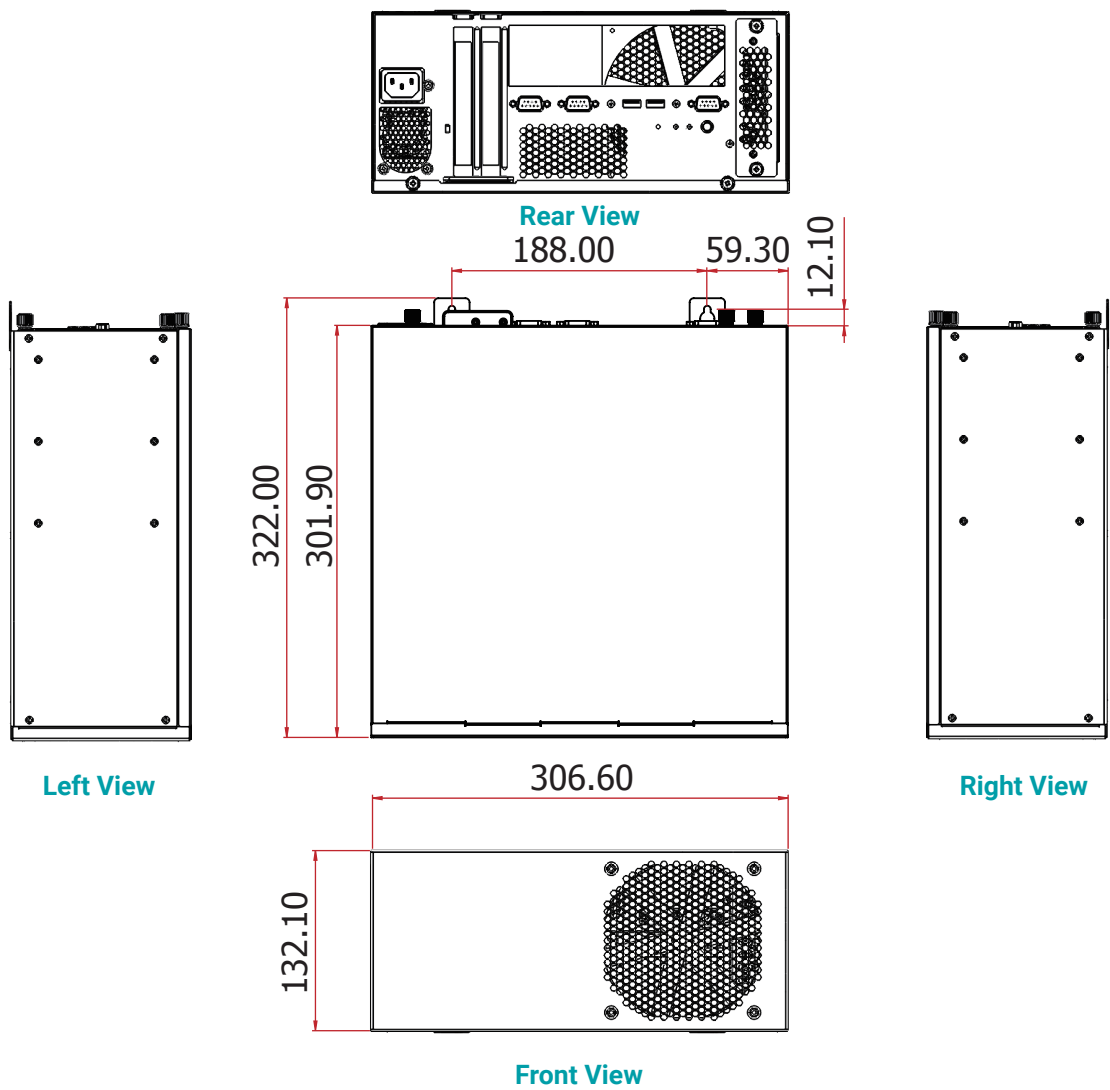


Front View

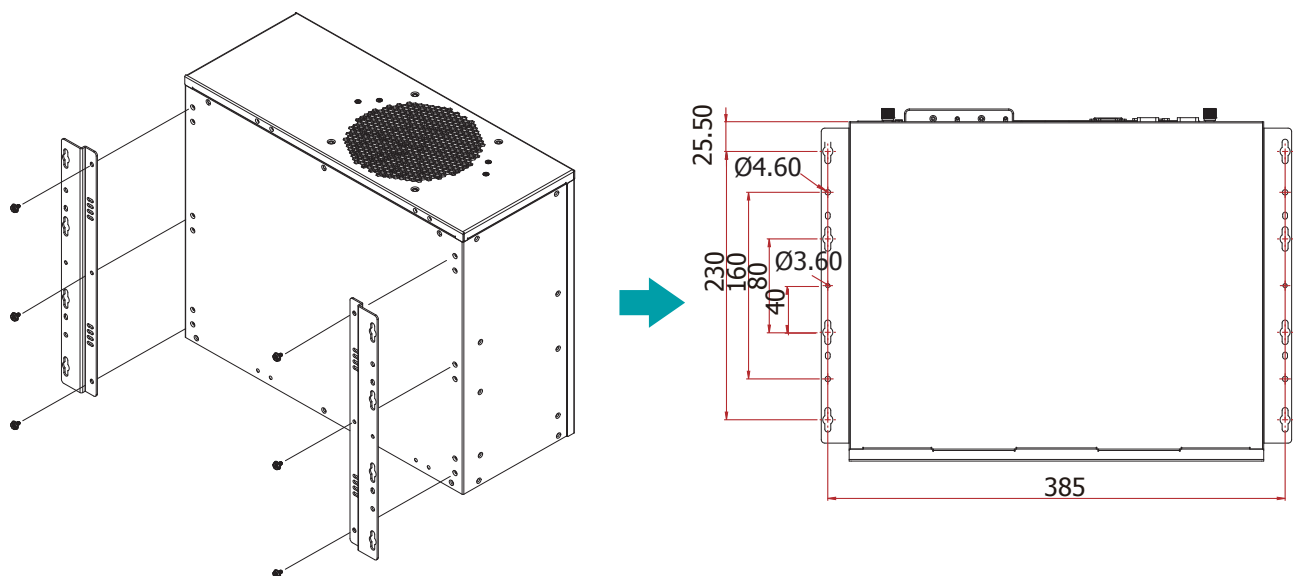


Rear View

DIMENSIONS



WALL MOUNTING



## SPECIFICATION

DRIVE BAY	External/Internal	2 x 2.5" or 1 x 3.5" SATA drive bays
EXPANSION	Interface	2 x Expansion Slot
RESERVED I/O HOLES (OPT.)	Front	N/A
	Rear	1 x 2 USB ports 3 x DB9 ports
PANEL CONTROL / LED	Buttons	1 x Power Switch 1 x Reset Switch 1 x Power LED 1 x HDD LED
COOLING	Fan	1 x 120mm System Fan
POWER	Supply	FlexATX
PHYSICAL CHARACTERISTICS	Dimensions (W x H x D)	306.6 x 132.1 x 301.9mm
	Weight	TBD
STANDARDS AND CERTIFICATIONS	Shock	<b>Operating:</b> 3G <b>Non-operating:</b> 5G
	Vibration	<b>Operating:</b> random 5~500Hz 0.5G <b>Non-operating:</b> Sweep Sine 10~500Hz 1.5G